






1. How did you hear about the Burton Square Community Day?

		Response Percent	Response Count
Word of Mouth		29.4%	5
Resident's Association		0.0%	0
Local Press		17.6%	3
Other		52.9%	9
answered question			17
skipped question			4

2. How do you think the council are doing in Burton Square? Please tell us how you think we are performing with regard to each of the following

	Excellent	Good	Average	Poor	Very Poor	N/A	Response Count
Road Sweeping	20.0% (4)	45.0% (9)	15.0% (3)	5.0% (1)	5.0% (1)	10.0% (2)	20
Litter Bin Emptying	30.0% (6)	45.0% (9)	15.0% (3)	5.0% (1)	0.0% (0)	5.0% (1)	20
Litter Picking	15.8% (3)	47.4% (9)	15.8% (3)	15.8% (3)	0.0% (0)	5.3% (1)	19
Dog Fouling removal	16.7% (3)	22.2% (4)	38.9% (7)	5.6% (1)	11.1% (2)	5.6% (1)	18
Litter Enforcement	22.2% (4)	22.2% (4)	27.8% (5)	5.6% (1)	11.1% (2)	11.1% (2)	18
answered question							20
skipped question							1



3. Are there enough litter bins in the Burton Square area?

		Response Percent	Response Count
Yes		61.1%	11
No (See question below)		38.9%	7
answered question			18
skipped question			3

4. Location of extra bins?

		Response Count
		0
answered question		0
skipped question		21



5. Did you know that all our litter bins can be used for Dog Fouling as well as litter?

		Response Percent	Response Count
Yes		38.9%	7
No		61.1%	11
answered question			18
skipped question			3

6. What is important to you in The Burton Square area? Please tell us how important to you each of the following things are?

	Extremely Important	Very Important	Important	Not very Important	Not at all Important	N/A	Response Count
Road Sweeping	21.1% (4)	47.4% (9)	21.1% (4)	5.3% (1)	0.0% (0)	5.3% (1)	19
Litter Bin Emptying	45.0% (9)	40.0% (8)	10.0% (2)	0.0% (0)	0.0% (0)	5.0% (1)	20
Litter Picking	36.8% (7)	31.6% (6)	26.3% (5)	0.0% (0)	0.0% (0)	5.3% (1)	19
Dog Fouling removal	60.0% (12)	30.0% (6)	5.0% (1)	0.0% (0)	0.0% (0)	5.0% (1)	20
Litter Enforcement	36.8% (7)	36.8% (7)	21.1% (4)	0.0% (0)	0.0% (0)	5.3% (1)	19
answered question							20
skipped question							1

7. Have we provided you with clear information about what can be recycled in the blue bin?

		Response Percent	Response Count
Yes		81.0%	17
No		19.0%	4
answered question			21
skipped question			0

8. Which of the following options would you choose?

	Opt for	Opt against	Response Count
Food waste collection	57.9% (11)	42.1% (8)	19
Charge for the brown bin service	11.8% (2)	88.2% (15)	17
Smaller green bin	12.5% (2)	87.5% (14)	16
answered question			19
skipped question			2



9. What is the earliest time that you think bins should be collected?

		Response Percent	Response Count
5am		0.0%	0
6am		0.0%	0
7am		57.9%	11
8am		42.1%	8
answered question			19
skipped question			2



10. Would you be happy with collections on a Saturday?

		Response Percent	Response Count
Yes		73.7%	14
No		26.3%	5
answered question			19
skipped question			2



11. Would you be happy with collections on a Sunday?

		Response Percent	Response Count
Yes		31.6%	6
No		68.4%	13
answered question			19
skipped question			2

12. Should bins be collected on Bank Holidays (inc Christmas and New Year)?

		Response Percent	Response Count
Yes		26.3%	5
No		73.7%	14
answered question			19
skipped question			2



13. How would you rate, overall, the Waste and Recycling Service?

		Response Percent	Response Count
Excellent		38.9%	7
Satisfactory		61.1%	11
Poor		0.0%	0
answered question			18
skipped question			3






14. Do you have any comments that could help us improve our services to you?

	Response Count
	5
answered question	5
skipped question	16

15. Are you?

		Response Percent	Response Count
Male		22.2%	4
Female		77.8%	14
	answered question		18
	skipped question		3

16. Please tell us which age group you belong to?

		Response Percent	Response Count
16 - 20		0.0%	0
21 - 30		11.1%	2
31 - 40		16.7%	3
41 - 50		33.3%	6
51 - 60		16.7%	3
61+		22.2%	4
	answered question		18
	skipped question		3