






1. How did you hear about the Parkside Community Day?

		Response Percent	Response Count
Word of Mouth		16.7%	3
Resident's Association		50.0%	9
Local Press		0.0%	0
Other		33.3%	6
answered question			18
skipped question			3

2. How do you think the council are doing in Parkside? Please tell us how you think we are performing with regard to each of the following

	Excellent	Good	Average	Poor	Very Poor	N/A	Response Count
Road Sweeping	19.0% (4)	57.1% (12)	19.0% (4)	0.0% (0)	4.8% (1)	0.0% (0)	21
Grass Cutting	4.8% (1)	33.3% (7)	47.6% (10)	0.0% (0)	14.3% (3)	0.0% (0)	21
Litter Bin Emptying	20.0% (4)	50.0% (10)	15.0% (3)	0.0% (0)	5.0% (1)	10.0% (2)	20
Playground Maintenance	0.0% (0)	45.0% (9)	20.0% (4)	5.0% (1)	0.0% (0)	30.0% (6)	20
Litter Picking	4.8% (1)	33.3% (7)	23.8% (5)	19.0% (4)	14.3% (3)	4.8% (1)	21
Dog Fouling removal	4.8% (1)	47.6% (10)	23.8% (5)	4.8% (1)	0.0% (0)	19.0% (4)	21
answered question							21
skipped question							0



3. Are there enough litter bins in the Parkside area?

		Response Percent	Response Count
Yes		57.1%	12
No		42.9%	9
answered question			21
skipped question			0

4. If you have answered no to question 4 please can you suggest some suitable locations?

	Response Count
	9
answered question	9
skipped question	12

5. Did you know that all our litter bins can be used for Dog Fouling as well as litter?

		Response Percent	Response Count
Yes		57.1%	12
No		42.9%	9
answered question			21
skipped question			0

6. If you drive from Parkside to the Town Centre which car parks do you use?

	Response Count
	20
answered question	20
skipped question	1

7. Are there any parking problems on Parkside that you wish to tell us about?

	Response Count
	11
answered question	11
skipped question	10



8. What is important to you in Parkside? Please tell us how important to you each of the following things are?

	Extremely Important	Very Important	Important	Not very Important	Not at all Important	N/A	Response Count
Road Sweeping	30.0% (6)	45.0% (9)	25.0% (5)	0.0% (0)	0.0% (0)	0.0% (0)	20
Grass Cutting	33.3% (7)	47.6% (10)	19.0% (4)	0.0% (0)	0.0% (0)	0.0% (0)	21
Litter Bin Emptying	47.6% (10)	33.3% (7)	14.3% (3)	0.0% (0)	0.0% (0)	4.8% (1)	21
Playground Maintenance	25.0% (5)	25.0% (5)	25.0% (5)	0.0% (0)	5.0% (1)	20.0% (4)	20
Litter Picking	42.9% (9)	38.1% (8)	14.3% (3)	0.0% (0)	0.0% (0)	4.8% (1)	21
Dog Fouling removal	42.9% (9)	33.3% (7)	14.3% (3)	4.8% (1)	0.0% (0)	4.8% (1)	21
answered question							21
skipped question							0




9. Do you have any comments that could help us improve our services to you?

	Response Count
	7
answered question	7
skipped question	14

10. Are you?

		Response Percent	Response Count
Male		42.9%	9
Female		57.1%	12
		answered question	21
		skipped question	0

11. Please tell us which age group you belong to?

		Response Percent	Response Count
16 - 20		0.0%	0
21 - 30		4.8%	1
31 - 40		19.0%	4
41 - 50		0.0%	0
51 - 60		0.0%	0
61+		76.2%	16
		answered question	21
		skipped question	0