




EH - Car Parking Services

**1. 1 If you have recently paid to park in a similar sized town to Stafford/Stone how does Stafford Borough Council's charges compare to those charges of the town that you have visited?**

	Response Percent	Response Count
Good value 	7.2%	38
About right 	64.7%	342
Poor value 	28.2%	149
<i>answered question</i>		<b>529</b>
<i>skipped question</i>		<b>79</b>

**2. Where have you visited that is cheaper to park than Stafford/Stone?**

	Response Count
	283
<i>answered question</i>	<b>283</b>
<i>skipped question</i>	<b>325</b>

**3. Q2 How do you rate the overall condition (Surfacing, Barriers etc) of the Council's car parks?**

	Very Satisfactory	Satisfactory	Poor	Response Count
Stafford	9.0% (52)	63.7% (369)	27.3% (158)	579
Stone	13.7% (43)	79.0% (249)	7.3% (23)	315
<i>answered question</i>				<b>587</b>
<i>skipped question</i>				<b>21</b>

**4. If you have answered poor please state what improvements you would like to see?**

	Response Count
	203
<i>answered question</i>	203
<i>skipped question</i>	405

**5. 3 Do you consider the amount of Council Long Stay spaces in:-**

	Too many	About right	Not enough	Response Count
Stafford	4.1% (22)	65.1% (349)	30.8% (165)	536
Stone	0.7% (2)	73.8% (203)	25.5% (70)	275
			<i>answered question</i>	544
			<i>skipped question</i>	64

**6. At which car park would you like to see additional Long Stay spaces?**

	Response Count
	207
<i>answered question</i>	207
<i>skipped question</i>	401

### 7. 4 Do you consider the amount of Council Short Stay spaces in:-

	Too many	About right	Not enough	Response Count
Stafford	4.1% (22)	64.8% (351)	31.2% (169)	542
Stone	3.1% (9)	69.7% (205)	27.2% (80)	294
			<i>answered question</i>	551
			<i>skipped question</i>	57

### 8. At which car parks would you like to see additional Short Stay spaces?

	Response Count
	165
	<i>answered question</i> 165
	<i>skipped question</i> 443

### 9. 5 As part of the Car Park Strategy, the Council are looking at the feasibility of offering an alternative payment method such as pay on foot. Another option would be to offer cashless parking (use of debit/credit card) combined with the current pay and display method. Would you like us to continue exploring these alternative methods of payment?

	Yes	No	Response Count
Stafford	63.7% (346)	36.3% (197)	543
Stone	58.0% (181)	42.0% (131)	312
			<i>answered question</i> 549
			<i>skipped question</i> 59




### 10. 6 Do you use Stafford/Stone Town Centre regularly for shopping?

	Yes	No	Response Count
Stafford	76.1% (430)	23.9% (135)	565
Stone	36.0% (140)	64.0% (249)	389
	<i>answered question</i>		<b>570</b>
	<i>skipped question</i>		<b>38</b>

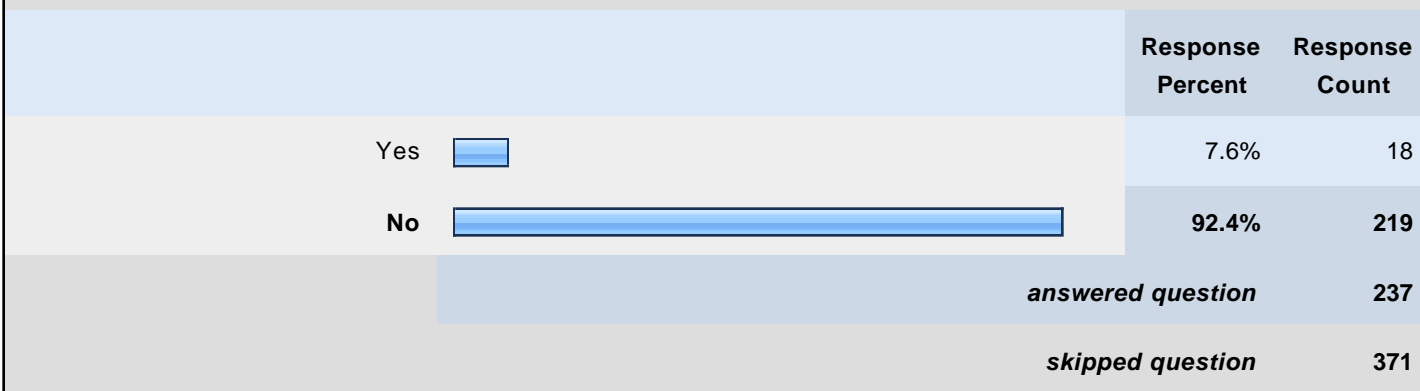
### 11. If you have answered No to the above please state reasons

	Response Count
	307
	<i>answered question</i> <b>307</b>
	<i>skipped question</i> <b>301</b>


### 12. 7 If you are a Stafford season ticket holder would you like the ticket to be available to buy:-

	Response Percent	Response Count
Weekly 	19.5%	16
Fortnightly 	17.1%	14
Via Direct Debit 	63.4%	52
	<i>answered question</i>	<b>82</b>
	<i>skipped question</i>	<b>526</b>


**13. 8 Currently season tickets are not available in Stone, would you be interested in buying one if they were to be introduced?**



**14. 9 If you have read the Council's Car Park Strategy - do you have any comments you wish to make?**



**15. Gender**



## 16. Age

	Response Percent	Response Count
16-20	1.4%	8
21-30	6.5%	37
31-40	9.9%	56
41-50	19.9%	113
51-60	22.2%	126
61+	40.0%	227
<b>answered question</b>		<b>567</b>
<b>skipped question</b>		<b>41</b>

## 17. Ethnic Origin - White

	Response Percent	Response Count
British	97.4%	523
Irish	0.9%	5
Other White	1.9%	10
Other (please specify)		23
<b>answered question</b>		<b>537</b>
<b>skipped question</b>		<b>71</b>

There were 5 respondents who classed themselves as ethnic minority, 2 other black, 1 Asian British, 1 white and black Caribbean and 1 Chinese