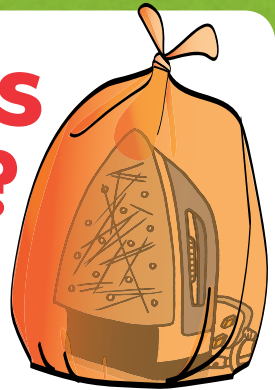


Electrical items lost their spark?



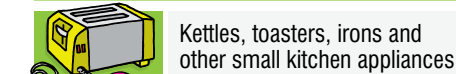
It is really easy to recycle your old electrical items. To take part, put your small electrical item(s) in a carrier bag, tie up the bag and place it next to your waste or recycling on your normal collection day.

This can be either your **Blue bin** or **Green bin** collection day.

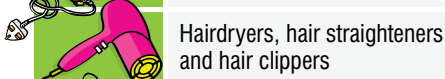
In order to collect these items, we must store them separately on the refuse collection vehicles - all of which have been fitted with a small compartment that can accommodate items **no larger than 35cm by 40cm**.

Storage space is limited so please present items individually where possible rather than storing and presenting several items together.

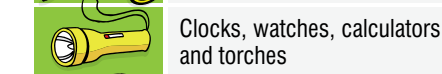
✓ YES PLEASE



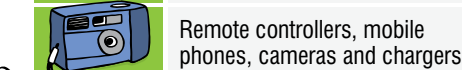
Kettles, toasters, irons and other small kitchen appliances



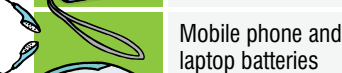
Hairdryers, hair straighteners and hair clippers



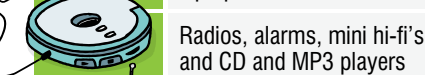
Clocks, watches, calculators and torches



Remote controllers, mobile phones, cameras and chargers



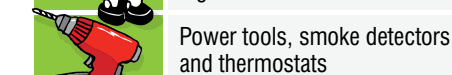
Mobile phone and laptop batteries



Radios, alarms, mini hi-fi's and CD and MP3 players



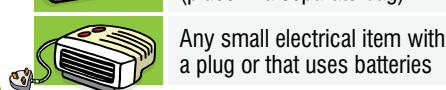
Small electronic toys. e.g. remote control cars



Power tools, smoke detectors and thermostats



Household batteries (place in a separate bag)



Any small electrical item with a plug or that uses batteries

* NO THANKS



Light bulbs, fluorescent tubes



Televisions, computer monitors of any size and laptops



Fridges and freezers



Washing machines, cookers and microwave ovens



Anything that will not fit inside a standard-sized carrier bag



Glass/ceramic electrical items eg slow cookers or glass kettles

REMEMBER

- Items that are too large or not listed above will not be collected.
- Please leave any cables and plugs attached to the electrical items.
- Remove all batteries from electrical items and place the bagged batteries into the carrier bag.